

CHAMPION® FILTERS INSTALLATION TIPS



SPIN-ON OIL FILTERS



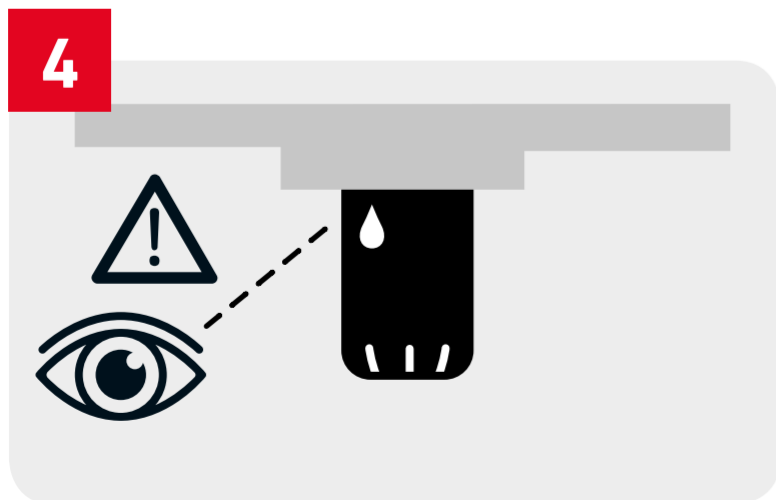
1 Check if engine surface is clean / no leftover gasket sticking to surface



2 Grease new gaskets



3 Screw on until gasket touches surface, after that ¾ turn

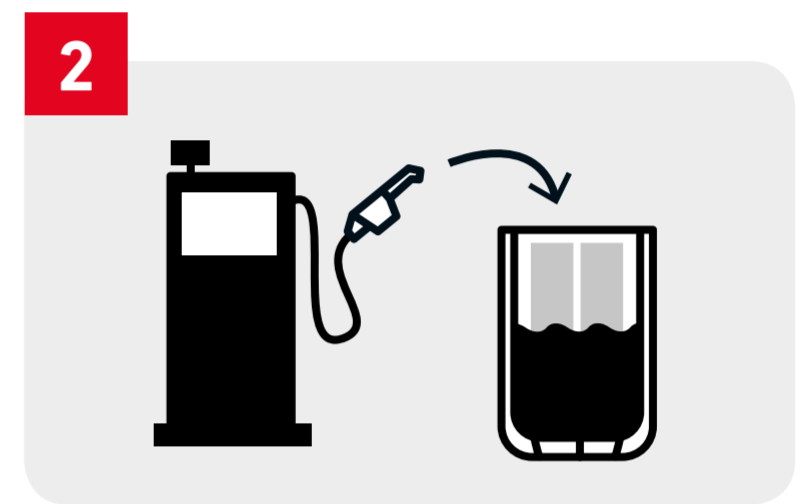


4 Watch for leaks after oil refill

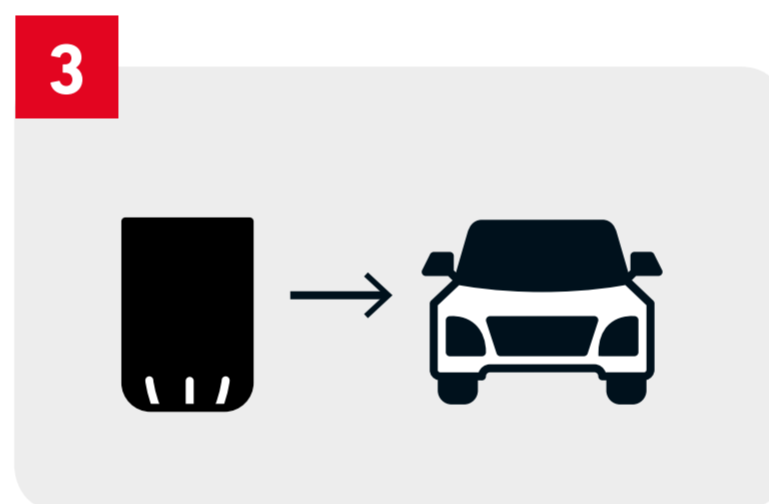
FUEL FILTERS




1 Put a bit of fuel on new gaskets for lubrication during installation



2 Pre-fill the filter before installing filter



3 Install the filter



4 Turn ignition on after installation



5 Wait for the fuel circuit to bleed itself (+/- 5 min)



6 Start engine